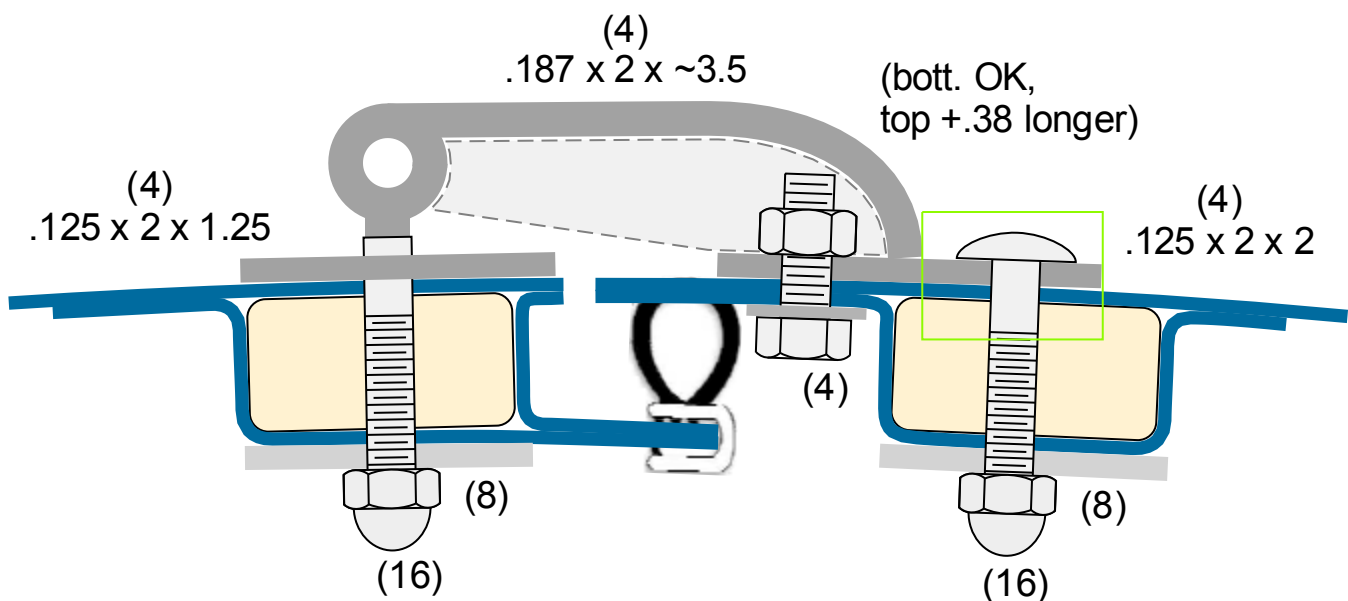
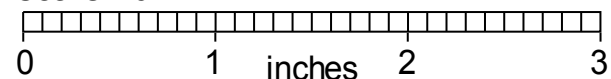


# RABUGGI

Door Hinge Fabrication  
rev. 04-16-13 R.A.B.

scale: full



- ~14": .125 x 2 flat
- ~15": .187 x 2 flat
- 8: 1/4-20 x 1 1/2 gr. 5 (make stud)
- 8: 1/4-20 carriage x 1.5 S.S.
- 4: 1/4-20 x 3/4 gr. 5
- 4: 1/4-20 nuts gr. 5
- 16: 1/4-20 acorn nuts
- 4: 5/16-18 x 3.0 (hinge pins) S.S.
- 4: 5/16-18 nylock nuts S.S.

Body-end (upper/lower):  
trunnions  
plates  
stand-offs (rough taper)  
studs  
weld trunnions to stand-offs  
verify taper  
pilot drill 1/8 for studs  
weld stand-offs to plate  
drill 1/4 for studs  
weld studs

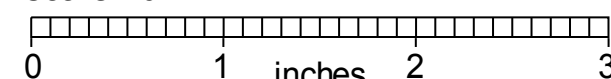
Door-end (upper/lower)  
plate  
cut, bend arm  
trim arm length  
weld arm to trunnions  
trim arm height  
drill, weld inner nut to plate  
weld arm to plate  
cut side closures  
weld side closures

Stress relieve  
Fit, drill, trim/smooth  
plate (The Chrome Shop - Menasha)

# RABUGGI

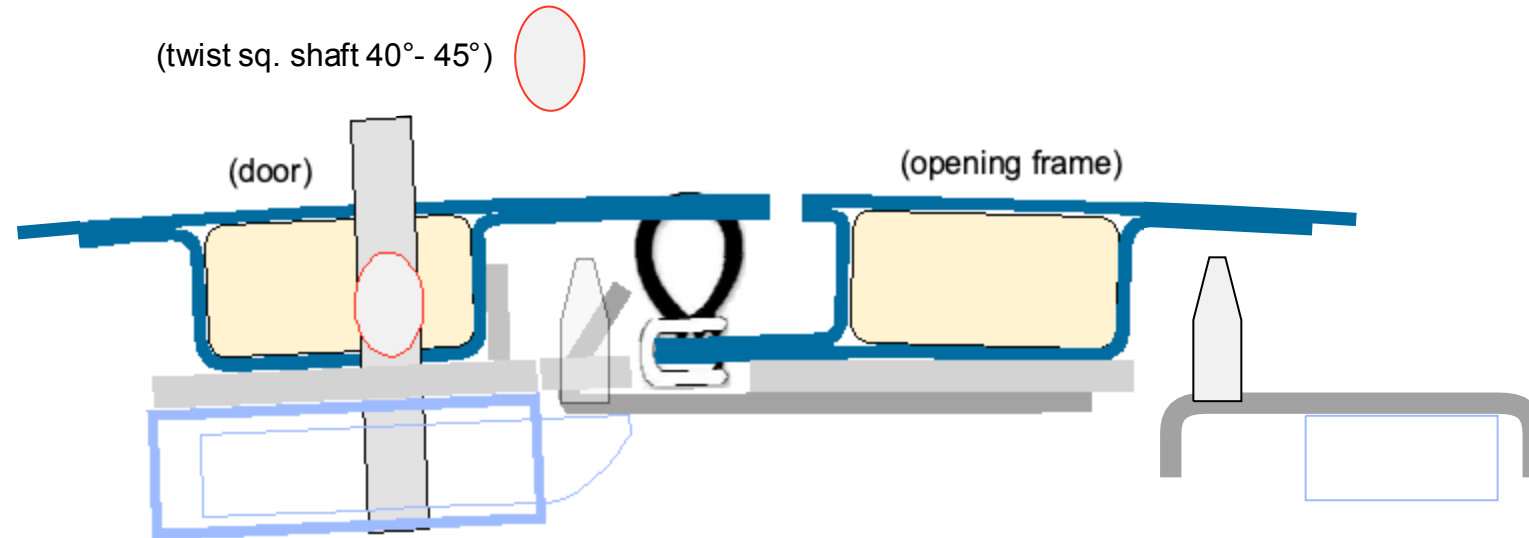
Door Latch Scheme  
rev. 05-03-13 R.A.B.

scale: full



7514070235-R, 7514070235-L  
DOOR HNDLE 33/34 FORD

(twist sq. shaft 40°- 45°)



91052851-R, 91052851-L  
UNIVERSAL DOOR LATCH

Note: RABUGGI usage  
switches L & R latches.

<http://www.speedwaymotors.com/Universal-Door-Latches,2266.html>



91052851-R, 91052851-L  
UNIVERSAL DOOR LATCH  
(R shown in image)



7514070235-R, 7514070235-L  
DOOR HNDLE, 33/34 FORD

751B702356BS  
DOOR HANDLE PAD, 28-34 FORD