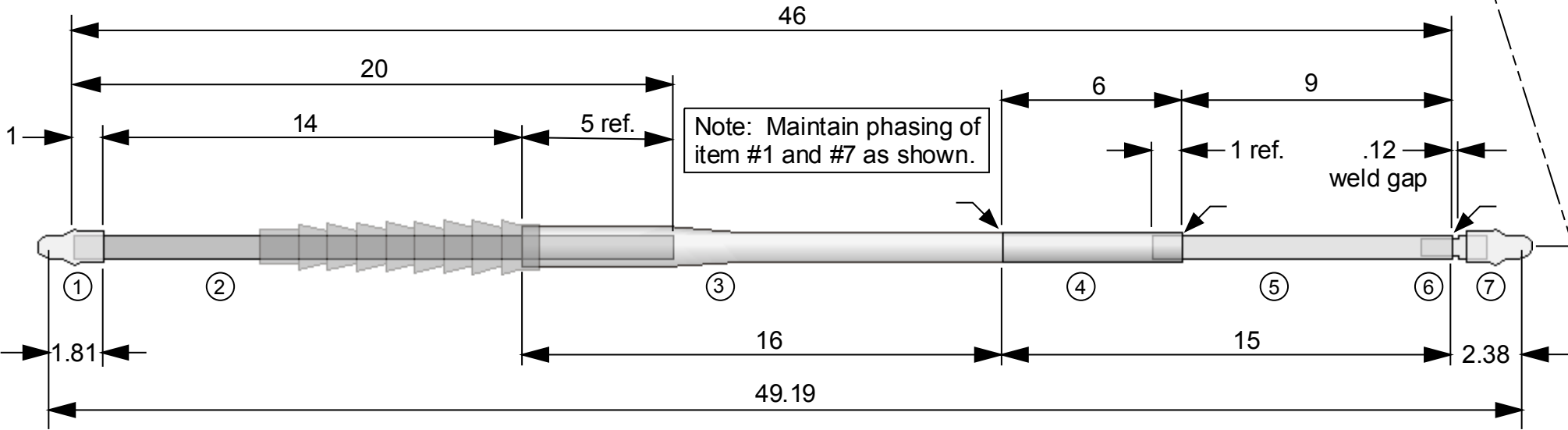
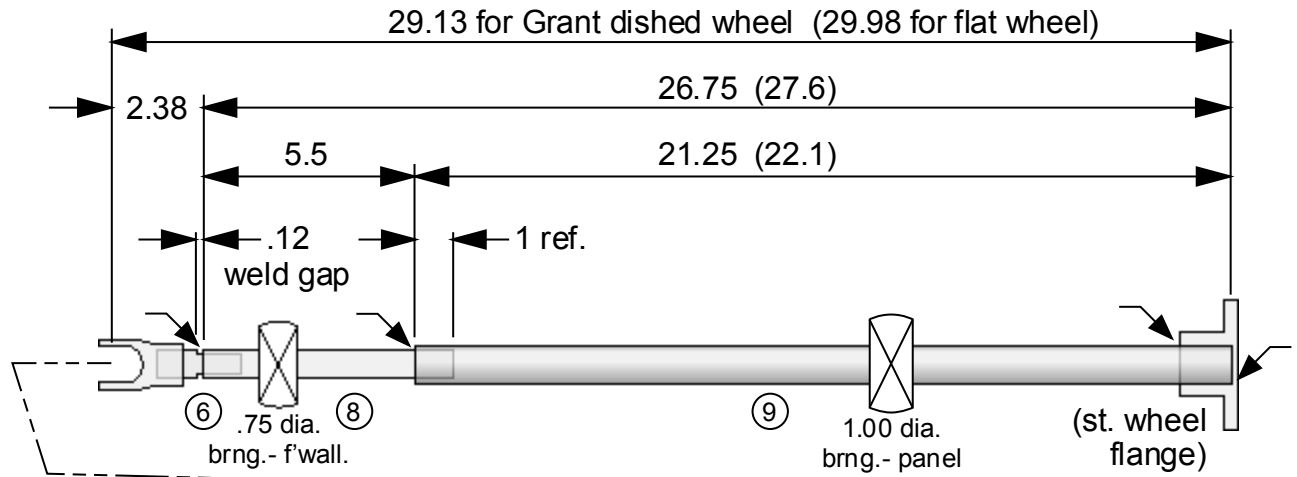
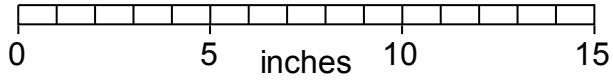



RABUGGI

Steering Shafts, joints, telescope
 November 24, 2007 R.A.B.
 Rev. 12-23-18 R.A.B.

scale: 1 / 5




 (to S10 steering gearbox spline)

- ✓ 1) .720-30 (GM) to .750-20 Woodward UA201103 \$57.78 Woodward woodwardsteering.com
- ✓ 2) 3/4-20x20" splined shaft SL20 add on SCA500 boot: +\$4.00
- ✓ 3) Collapsible section SCA500 \$129.47
- ✓ 4) (6") 1 OD x .120 wall x .760 ID DOM Tube
- ✓ 5) (10") 3/4 OD x .120 wall x .510 ID DOM Tube
- ✓ 6) (2) weld stub ST201A \$5.30
- ✓ 7) .750-20 to .750-20 UA201201 \$57.78 [\$254.33 + 13.88 shp = \$268.21]
- ✓ 8) (7") 3/4 OD x .120 wall x .510 ID DOM Tube T234120 (17") 8 ft. \$33.84
- ✓ 9) (22") 1 OD x .120 wall x .760 ID DOM Tube T21120 (28") 8 ft. \$43.28 [\$77.12 tot]